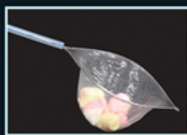


Best partner of ESD EMR

Snare With Bag



Item No.	Tube Diameter& Working length	Opening width	Use
AF-D1810GT	Ø1.8 x 1000mm	15-20	Bronchoscopy use
AF-D1815GT	Ø1.8 x 1500mm	15-20	Gastroscopy use
AF-D2417GT	Ø2.4 x 1700mm	15-35	Gastroscopy use
AF-D2423GT	Ø2.4 x 2300mm	15-35	Colonoscopy use

Just take it go Clots, polyps, foreign body, take it, simple and easy.

Disposable ESD Instruments



Clockwise rotate slowly

Disposable coagulation (Hemo type) Forceps (Rotatable)



Disposable Took Type (Rotatable)



Disposable Dissection Forceps (Rotatable)



Disposable Dissection Scissor (Rotatable)



Item No.	Tube Diameter& Working length	Working Channel Diameter	Use
AF-D2416EHR	Ø2.4x1600mm	≥Ø2.8 (mm)	Gastroscopy use
AF-D2418EHR	Ø2.4x1800mm	≥Ø2.8 (mm)	Gastroscopy use
AF-D2423EHR	Ø2.4x2300mm	≥Ø2.8 (mm)	Colonoscopy use
AF-D1812EHR	Ø1.8x1200mm	≥Ø2.0 (mm)	Bronchoscopy use
AF-D1815EHR	Ø1.8x1500mm	≥Ø2.0 (mm)	Gastroscopy use

Marking when forceps close.Cutting and stop bleeding when forceps open.Slow turning can simplify operation.

AF-D2416ETR	Ø2.4x1600mm	≥Ø2.8 (mm)	Gastroscopy use
AF-D2418ETR	Ø2.4x1800mm	≥Ø2.8 (mm)	Gastroscopy use
AF-D2423ETR	Ø2.4x2300mm	≥Ø2.8 (mm)	Colonoscopy use
AF-D1812ETR	Ø1.8x1200mm	≥Ø2.0 (mm)	Bronchoscopy use
AF-D1815ETR	Ø1.8x1500mm	≥Ø2.0 (mm)	Gastroscopy use

Marking when forceps close.Cutting and stop bleeding when forceps open.Slow turning can simplify operation.


AF-D2416EFR	Ø2.4x1600mm	≥Ø2.8 (mm)	Gastroscopy use
AF-D2418EFR	Ø2.4x1800mm	≥Ø2.8 (mm)	Gastroscopy use
AF-D2423EFR	Ø2.4x2300mm	≥Ø2.8 (mm)	Colonoscopy use
AF-D1812EFR	Ø1.8x1200mm	≥Ø2.0 (mm)	Bronchoscopy use
AF-D1815EFR	Ø1.8x1500mm	≥Ø2.0 (mm)	Gastroscopy use

Cutting fleetly in the adhesions.Slow turing can reach quickly.

AF-D2416ESR	Ø2.4x1600mm	≥Ø2.8 (mm)	Gastroscopy use
AF-D2418ESR	Ø2.4x1800mm	≥Ø2.8 (mm)	Gastroscopy use
AF-D2423ESR	Ø2.4x2300mm	≥Ø2.8 (mm)	Colonoscopy use
AF-D1812ESR	Ø1.8x1200mm	≥Ø2.0 (mm)	Bronchoscopy use
AF-D1815ESR	Ø1.8x1500mm	≥Ø2.0 (mm)	Gastroscopy use

Cutting fleetly in the adhesions.Slow turing can reach quickly.

Disposable ESD Instruments



Disposable Ball Type (Rotatable)



Cylindrical type (Rotatable)



Ball Tip (IT knife)



Cylindrical type (Square knife)



Item No.	Tube Diameter & Working length	Working Channel Diameter	Use
AF-D2416EB	Ø2.4x1600mm	> Ø2.8 (mm)	Gastroscopy use
AF-D2418EB	Ø2.4x1800mm	> Ø2.8 (mm)	Gastroscopy use
AF-D2423EB	Ø2.4x2300mm	> Ø2.8 (mm)	Colonoscopy use
AF-D1812EB	Ø1.8x1200mm	> Ø2.0 (mm)	Bronchoscopy use
AF-D1815EB	Ø1.8x1500mm	> Ø2.0 (mm)	Gastroscopy use

Ball type can mark, stop bleeding, cut and water flooding.

AF-D2416EN	Ø2.4x1600mm	> Ø2.8 (mm)	Gastroscopy use
AF-D2418EN	Ø2.4x1800mm	> Ø2.8 (mm)	Gastroscopy use
AF-D2423EN	Ø2.4x2300mm	> Ø2.8 (mm)	Colonoscopy use
AF-D1812EN	Ø1.8x1200mm	> Ø2.0 (mm)	Bronchoscopy use
AF-D1815EN	Ø1.8x1500mm	> Ø2.0 (mm)	Gastroscopy use

Cylindrical type tip can mark, cut and water flooding.


AF-D2416EB-2	Ø2.4x1600mm	> Ø2.8 (mm)	Gastroscopy use
AF-D2418EB-2	Ø2.4x1800mm	> Ø2.8 (mm)	Gastroscopy use
AF-D2423EB-2	Ø2.4x2300mm	> Ø2.8 (mm)	Colonoscopy use
AF-D1812EB-2	Ø1.8x1200mm	> Ø2.0 (mm)	Bronchoscopy use
AF-D1815EB-2	Ø1.8x1500mm	> Ø2.0 (mm)	Gastroscopy use


Ceramic tip, insulation, water flooding, cutting.

AF-D2416EN-2	Ø2.4x1600mm	> Ø2.8 (mm)	Gastroscopy use
AF-D2418EN-2	Ø2.4x1800mm	> Ø2.8 (mm)	Gastroscopy use
AF-D2423EN-2	Ø2.4x2300mm	> Ø2.8 (mm)	Colonoscopy use
AF-D1812EN-2	Ø1.8x1200mm	> Ø2.0 (mm)	Bronchoscopy use
AF-D1815EN-2	Ø1.8x1500mm	> Ø2.0 (mm)	Gastroscopy use

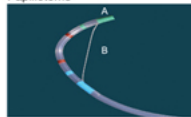
Square knife is wisely cutting, can mark, cut and water flooding.

Disposable ERCP Instruments

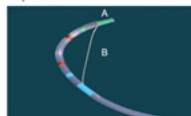



Type	Item No.	A (mm)	B (mm)
 Double Lumen	AF-0720D, J2	7	20
	AF-0725D, J2	7	25
	AF-0730D, J2	7	30
	AF-1520D, J2	15	20
	AF-1525D, J2	15	25
	AF-1530D, J2	15	30

Papillotome





Papillotome



 Triple Lumen	AF-0720D, J3	7	20
	AF-0725D, J3	7	25
	AF-0730D, J3	7	30
	AF-1520D, J3	15	20
	AF-1525D, J3	15	25
	AF-1530D, J3	15	30

Disposable ERCP Instruments




Type	Item No.	Max. Insertion Portion Diameter & Working Length.	Working Channel Diameter	Needle Length
 Double Lumen	AF-2421DZ2	Ø2.4x2100mm	Ø2.8mm	3mm-5mm Adjustable

Sphincterotomes




Sphincterotomes



 Triple Lumen	AF-2421DZ3	Ø2.4x2100mm	Ø2.8mm	3mm-5mm Adjustable
---	------------	-------------	--------	--------------------

Disposable ERCP Instruments



ERCP Baskets




Type	Item No.	Tube Diameter & Working Length	Working Channel Diameter
One Lumen	AF-2419GL-1	Ø2.4 x 2100mm	≥Ø2.8 (mm)

ERCP Baskets



Type	Item No.	Tube Diameter & Working Length	Working Channel Diameter
Double Lumen	AF-2419GL-2	Ø2.6 x 2100mm	≥Ø2.8 (mm)

Disposable ERCP Instruments



ERCP Cytology Brushes



Type	Item No.	Tube Diameter & Working Length	Working Channel Diameter
Double Lumen	AF-2421WB2	Ø2.6 x 2100mm	≥Ø2.8 (mm)

Disposable Biopsy Forceps

Collect tissue in gut through endoscope



Disposable Oval Cups Biopsy Forceps



Item No.	Max Insertion Portion Diameter & Working Length.	Working Channel Diameter	Use
AF-D1810BT	Ø1.8 x 1000 (mm)	≥Ø2.0 (mm)	Bronchoscopy use
AF-D1812BT	Ø1.8 x 1200 (mm)	≥Ø2.0 (mm)	Bronchoscopy use
AF-D1815BT	Ø1.8 x 1500 (mm)	≥Ø2.0 (mm)	Gastroscopy use
AF-D2416BT	Ø2.4 x 1600 (mm)	≥Ø2.8 (mm)	Gastroscopy use
AF-D2418BT	Ø2.4 x 1800 (mm)	≥Ø2.8 (mm)	Gastroscopy use
AF-D2421BT	Ø2.4 x 2100 (mm)	≥Ø2.8 (mm)	Colonoscopy use
AF-D2423BT	Ø2.4 x 2300 (mm)	≥Ø2.8 (mm)	Colonoscopy use

Oval, fenestrated cups for deeper biopsy.

Disposable Oval Cups Coated Biopsy Forceps



AF-D1810BTC	Ø1.8 x 1000 (mm)	≥Ø2.0 (mm)	Bronchoscopy use
AF-D1812BTC	Ø1.8 x 1200 (mm)	≥Ø2.0 (mm)	Bronchoscopy use
AF-D1815BTC	Ø1.8 x 1500 (mm)	≥Ø2.0 (mm)	Gastroscopy use
AF-D2416BTC	Ø2.4 x 1600 (mm)	≥Ø2.8 (mm)	Gastroscopy use
AF-D2418BTC	Ø2.4 x 1800 (mm)	≥Ø2.8 (mm)	Gastroscopy use
AF-D2421BTC	Ø2.4 x 2100 (mm)	≥Ø2.8 (mm)	Colonoscopy use
AF-D2423BTC	Ø2.4 x 2300 (mm)	≥Ø2.8 (mm)	Colonoscopy use

Oval, fenestrated cups for deeper biopsy.

Disposable Oval Cups With Needle Biopsy Forceps



AF-D1810BW	Ø1.8 x 1000 (mm)	≥Ø2.0 (mm)	Bronchoscopy use
AF-D1812BW	Ø1.8 x 1200 (mm)	≥Ø2.0 (mm)	Bronchoscopy use
AF-D1815BW	Ø1.8 x 1500 (mm)	≥Ø2.0 (mm)	Gastroscopy use
AF-D2416BW	Ø2.4 x 1600 (mm)	≥Ø2.8 (mm)	Gastroscopy use
AF-D2418BW	Ø2.4 x 1800 (mm)	≥Ø2.8 (mm)	Gastroscopy use
AF-D2421BW	Ø2.4 x 2100 (mm)	≥Ø2.8 (mm)	Colonoscopy use
AF-D2423BW	Ø2.4 x 2300 (mm)	≥Ø2.8 (mm)	Colonoscopy use

Oval, fenestrated cups with needle for accurate targeting, no sliding, for gathering bigger tissue sample.

Disposable Oval Cups With Needle Coated Biopsy Forceps



AF-D1810BWC	Ø1.8 x 1000 (mm)	≥Ø2.0 (mm)	Bronchoscopy use
AF-D1812BWC	Ø1.8 x 1200 (mm)	≥Ø2.0 (mm)	Bronchoscopy use
AF-D1815BWC	Ø1.8 x 1500 (mm)	≥Ø2.0 (mm)	Gastroscopy use
AF-D2416BWC	Ø2.4 x 1600 (mm)	≥Ø2.8 (mm)	Gastroscopy use
AF-D2418BWC	Ø2.4 x 1800 (mm)	≥Ø2.8 (mm)	Gastroscopy use
AF-D2421BWC	Ø2.4 x 2100 (mm)	≥Ø2.8 (mm)	Colonoscopy use
AF-D2423BWC	Ø2.4 x 2300 (mm)	≥Ø2.8 (mm)	Colonoscopy use

Oval, fenestrated cups with needle for accurate targeting, no sliding, for gathering bigger tissue sample.

Disposable Biopsy Forceps

Collect tissue in gut through endoscope



Disposable Alligator Cups Biopsy Forceps



Item No.	Max.Insertion Portion Diameter&Working Length.	Working Channel Diameter	Use
AF-D1810BU	Ø1.8 x 1000 (mm)	≥Ø2.0 (mm)	Bronchoscopy use
AF-D1812BU	Ø1.8 x 1200 (mm)	≥Ø2.0 (mm)	Bronchoscopy use
AF-D1815BU	Ø1.8 x 1500 (mm)	≥Ø2.0 (mm)	Gastroscopy use
AF-D2416BU	Ø2.4 x 1600 (mm)	≥Ø2.8 (mm)	Gastroscopy use
AF-D2418BU	Ø2.4 x 1800 (mm)	≥Ø2.8 (mm)	Gastroscopy use
AF-D2421BU	Ø2.4 x 2100 (mm)	≥Ø2.8 (mm)	Colonoscopy use
AF-D2423BU	Ø2.4 x 2300 (mm)	≥Ø2.8 (mm)	Colonoscopy use

Serrated.Alligator cups for deep biopsy of hard and difficult to access tissue.

Disposable Alligator Cups Coated Biopsy Forceps



Item No.	Max.Insertion Portion Diameter&Working Length.	Working Channel Diameter	Use
AF-D1810BUC	Ø1.8 x 1000 (mm)	≥Ø2.0 (mm)	Bronchoscopy use
AF-D1812BUC	Ø1.8 x 1200 (mm)	≥Ø2.0 (mm)	Bronchoscopy use
AF-D1815BUC	Ø1.8 x 1500 (mm)	≥Ø2.0 (mm)	Gastroscopy use
AF-D2416BUC	Ø2.4 x 1600 (mm)	≥Ø2.8 (mm)	Gastroscopy use
AF-D2418BUC	Ø2.4 x 1800 (mm)	≥Ø2.8 (mm)	Gastroscopy use
AF-D2421BUC	Ø2.4 x 2100 (mm)	≥Ø2.8 (mm)	Colonoscopy use
AF-D2423BUC	Ø2.4 x 2300 (mm)	≥Ø2.8 (mm)	Colonoscopy use

Serrated.Alligator cups for deep biopsy of hard and difficult to access tissue.

Disposable Alligator With Needle Biopsy Forceps



Item No.	Max.Insertion Portion Diameter&Working Length.	Working Channel Diameter	Use
AF-D1810BZ	Ø1.8 x 1000 (mm)	≥Ø2.0 (mm)	Bronchoscopy use
AF-D1812BZ	Ø1.8 x 1200 (mm)	≥Ø2.0 (mm)	Bronchoscopy use
AF-D1815BZ	Ø1.8 x 1500 (mm)	≥Ø2.0 (mm)	Gastroscopy use
AF-D2416BZ	Ø2.4 x 1600 (mm)	≥Ø2.8 (mm)	Gastroscopy use
AF-D2418BZ	Ø2.4 x 1800 (mm)	≥Ø2.8 (mm)	Gastroscopy use
AF-D2421BZ	Ø2.4 x 2100 (mm)	≥Ø2.8 (mm)	Colonoscopy use
AF-D2423BZ	Ø2.4 x 2300 (mm)	≥Ø2.8 (mm)	Colonoscopy use

Serrated.Alligator cups for deep biopsy of hard and difficult to access tissue.With needle-for accurate targeting,no slippage.

Disposable Alligator With Needle Coated Biopsy Forceps




Item No.	Max.Insertion Portion Diameter&Working Length.	Working Channel Diameter	Use
AF-D1810BZC	Ø1.8 x 1000 (mm)	≥Ø2.0 (mm)	Bronchoscopy use
AF-D1812BZC	Ø1.8 x 1200 (mm)	≥Ø2.0 (mm)	Bronchoscopy use
AF-D1815BZC	Ø1.8 x 1500 (mm)	≥Ø2.0 (mm)	Gastroscopy use
AF-D2416BZC	Ø2.4 x 1600 (mm)	≥Ø2.8 (mm)	Gastroscopy use
AF-D2418BZC	Ø2.4 x 1800 (mm)	≥Ø2.8 (mm)	Gastroscopy use
AF-D2421BZC	Ø2.4 x 2100 (mm)	≥Ø2.8 (mm)	Colonoscopy use
AF-D2423BZC	Ø2.4 x 2300 (mm)	≥Ø2.8 (mm)	Colonoscopy use

Serrated.Alligator cups for deep biopsy of hard and difficult to access tissue.With needle-for accurate targeting,no slippage.


Disposable ElectroSurgical Snare



Disposable Oval Type Snare



Disposable Hexagonal Type Snare



Item No.	Max.Insertion Portion Diameter&Working Length.	Working Channel Diameter	Opening width	Use
AF-D1810DT20	Ø1.8 x 1000 (mm)	≥Ø2.0 (mm)	20mm	Bronchoscopy use
AF-D1810DT10	Ø1.8 x 1000 (mm)	≥Ø2.0 (mm)	10mm	Bronchoscopy use
AF-D1815DT20	Ø1.8 x 1500 (mm)	≥Ø2.0 (mm)	20mm	Gastroscopy use
AF-D1815DT10	Ø1.8 x 1500 (mm)	≥Ø2.0 (mm)	10mm	Gastroscopy use
AF-D2416DT30	Ø2.4 x 1600 (mm)	≥Ø2.8 (mm)	30mm	Gastroscopy use
AF-D2416DT20	Ø2.4 x 1600 (mm)	≥Ø2.8 (mm)	20mm	Gastroscopy use
AF-D2423DT30	Ø2.4 x 2300 (mm)	≥Ø2.8 (mm)	30mm	Colonoscopy use
AF-D2423DT20	Ø2.4 x 2300 (mm)	≥Ø2.8 (mm)	20mm	Colonoscopy use

Cut polytp with high-frequency current.

Item No.	Max.Insertion Portion Diameter&Working Length.	Working Channel Diameter	Use
AF-D1810DL20	Ø1.8 x 1000 (mm)	≥Ø2.0 (mm)	20mm Bronchoscopy use
AF-D1810DL10	Ø1.8 x 1000 (mm)	≥Ø2.0 (mm)	10mm Bronchoscopy use
AF-D1815DL20	Ø1.8 x 1500 (mm)	≥Ø2.0 (mm)	20mm Gastroscopy use
AF-D1815DL10	Ø1.8 x 1500 (mm)	≥Ø2.0 (mm)	10mm Gastroscopy use
AF-D2416DL30	Ø2.4 x 1600 (mm)	≥Ø2.8 (mm)	30mm Gastroscopy use
AF-D2416DL20	Ø2.4 x 1600 (mm)	≥Ø2.8 (mm)	20mm Gastroscopy use
AF-D2423DL30	Ø2.4 x 2300 (mm)	≥Ø2.8 (mm)	30mm Colonoscopy use
AF-D2423DL20	Ø2.4 x 2300 (mm)	≥Ø2.8 (mm)	20mm Colonoscopy use

Cut polytp with high-frequency current.

Disposable Hot Biopsy Forceps



Disposable Hot Biopsy Forceps



Item No.	Max.Insertion Portion Diameter&Working Length.	Working Channel Diameter	Use
AF-D1810DG	Ø1.8 x 1000 (mm)	≥Ø2.0 (mm)	Bronchoscopy use
AF-D1812DG	Ø1.8 x 1200 (mm)	≥Ø2.0 (mm)	Bronchoscopy use
AF-D1815DG	Ø1.8 x 1500 (mm)	≥Ø2.0 (mm)	Gastroscopy use
AF-D2416DG	Ø2.4 x 1600 (mm)	≥Ø2.8 (mm)	Gastroscopy use
AF-D2418DG	Ø2.4 x 1800 (mm)	≥Ø2.8 (mm)	Gastroscopy use
AF-D2421DG	Ø2.4 x 2100 (mm)	≥Ø2.8 (mm)	Colonoscopy use
AF-D2423DG	Ø2.4 x 2300 (mm)	≥Ø2.8 (mm)	Colonoscopy use

For cutting small polyps and coagulation of small vessels.Exchangeable coagulation tips.

Disposable Cytology Brushes



Disposable Cytology Brushes



Item No.	Max.Insertion Portion Diameter&Working Length.	Working Channel Diameter	Use
AF-D1810WB	Ø1.8 x 1000 (mm)	≥Ø2.0 (mm)	Bronchoscopy use
AF-D1812WB	Ø1.8 x 1200 (mm)	≥Ø2.0 (mm)	Bronchoscopy use
AF-D1816WB	Ø1.8 x 1600 (mm)	≥Ø2.0 (mm)	Gastroscopy use
AF-D2416WB	Ø2.4 x 1600 (mm)	≥Ø2.8 (mm)	Gastroscopy use
AF-D2423WB	Ø2.4 x 2300 (mm)	≥Ø2.8 (mm)	Colonoscopy use

Ideal brush hardness for improved sample collection.Thinner bristles for significantly improved cell collection capability.

Disposable Injection needle

Inject medication into gut tissue through endoscope.




Disposable Injection needle




Item No.	Tube Diameter & Working Length	Needle Diameter	Needle Length	Working Channel Diameter	Use
AF-D1810PN2304	Ø1.8 x 1000 (mm)	23G	4mm	≥ Ø2.0 (mm)	Gastroscopy use
AF-D1810PN2505	Ø1.8 x 1000 (mm)	25G	5mm	≥ Ø2.0 (mm)	Gastroscopy use
AF-D1816PN2304	Ø1.8 x 1650 (mm)	23G	4mm	≥ Ø2.0 (mm)	Gastroscopy use
AF-D1816PN2504	Ø1.8 x 1650 (mm)	25G	4mm	≥ Ø2.0 (mm)	Gastroscopy use
AF-D1816PN2305	Ø1.8 x 1650 (mm)	23G	5mm	≥ Ø2.0 (mm)	Gastroscopy use
AF-D1816PN2505	Ø1.8 x 1650 (mm)	25G	5mm	≥ Ø2.0 (mm)	Gastroscopy use
AF-D1816PN2306	Ø1.8 x 1650 (mm)	23G	6mm	≥ Ø2.0 (mm)	Gastroscopy use
AF-D2416PN2104	Ø2.4 x 1650 (mm)	21G	4mm	≥ Ø2.0 (mm)	Gastroscopy use
AF-D2416PN2304	Ø2.4 x 1650 (mm)	23G	4mm	≥ Ø2.0 (mm)	Gastroscopy use
AF-D2416PN2504	Ø2.4 x 1650 (mm)	25G	4mm	≥ Ø2.0 (mm)	Gastroscopy use
AF-D2416PN2105	Ø2.4 x 1650 (mm)	21G	5mm	≥ Ø2.0 (mm)	Gastroscopy use
AF-D2416PN2505	Ø2.4 x 1650 (mm)	25G	5mm	≥ Ø2.0 (mm)	Gastroscopy use
AF-D2416PN2306	Ø2.4 x 1650 (mm)	23G	6mm	≥ Ø2.0 (mm)	Gastroscopy use
AF-D2416PN2506	Ø2.4 x 1650 (mm)	25G	6mm	≥ Ø2.0 (mm)	Gastroscopy use
AF-D2423PN2304	Ø2.4 x 2300 (mm)	23G	4mm	≥ Ø2.8 (mm)	Colonoscopy use
AF-D2423PN2504	Ø2.4 x 2300 (mm)	25G	4mm	≥ Ø2.8 (mm)	Colonoscopy use
AF-D2423PN2305	Ø2.4 x 2300 (mm)	23G	5mm	≥ Ø2.8 (mm)	Colonoscopy use
AF-D2423PN2505	Ø2.4 x 2300 (mm)	25G	5mm	≥ Ø2.8 (mm)	Colonoscopy use
AF-D2423PN2306	Ø2.4 x 2300 (mm)	23G	6mm	≥ Ø2.8 (mm)	Colonoscopy use
AF-D2423PN2506	Ø2.4 x 2300 (mm)	25G	6mm	≥ Ø2.8 (mm)	Colonoscopy use

Stainless steel needle point, Teflon needle inner tube and outer tube.

Disposable Spray Catheters



Disposable Standard Type Catheters



Disposable Frog Spray Catheters



Item No.	Max. Insertion Portion Diameter & Working Length	Working Channel Diameter	Use
AF-D1810PA	Ø1.8 x 1000 (mm)	≥ Ø2.0 (mm)	Bronchoscopy use
AF-D1812PA	Ø1.8 x 1200 (mm)	≥ Ø2.0 (mm)	Bronchoscopy use
AF-D1815PA	Ø1.8 x 1500 (mm)	≥ Ø2.0 (mm)	Gastroscopy use
AF-D2416PA	Ø2.4 x 1600 (mm)	≥ Ø2.8 (mm)	Gastroscopy use
AF-D2418PA	Ø2.4 x 1800 (mm)	≥ Ø2.8 (mm)	Gastroscopy use
AF-D2421PA	Ø2.4 x 2100 (mm)	≥ Ø2.8 (mm)	Colonoscopy use
AF-D2423PA	Ø2.4 x 2300 (mm)	≥ Ø2.8 (mm)	Colonoscopy use
AF-D1810PB	Ø1.8 x 1000 (mm)	≥ Ø2.0 (mm)	Bronchoscopy use
AF-D1812PB	Ø1.8 x 1200 (mm)	≥ Ø2.0 (mm)	Bronchoscopy use
AF-D1815PB	Ø1.8 x 1500 (mm)	≥ Ø2.0 (mm)	Gastroscopy use
AF-D2416PB	Ø2.4 x 1600 (mm)	≥ Ø2.8 (mm)	Gastroscopy use
AF-D2418PB	Ø2.4 x 1800 (mm)	≥ Ø2.8 (mm)	Gastroscopy use
AF-D2421PB	Ø2.4 x 2100 (mm)	≥ Ø2.8 (mm)	Colonoscopy use
AF-D2423PB	Ø2.4 x 2300 (mm)	≥ Ø2.8 (mm)	Colonoscopy use

Disposable retrieval baskets



Disposable Fold Angular Basket (Stainless steel)



Disposable Basket Without Tip (Nitinol)



Item No.	Max. Insertion Portion Diameter & Working Length	Working Channel Diameter	Opening width	Use
AF-D1807GL015	Ø1.8 x 700 (mm)	≥ Ø2.0 (mm)	15mm	Choledochoscopy use
AF-D1810GL020	Ø1.8 x 1000 (mm)	≥ Ø2.0 (mm)	20mm	Bronchoscopy use
AF-D1819GL020	Ø1.8 x 1900 (mm)	≥ Ø2.0 (mm)	20mm	Gastroscopy use
AF-D2415GL030	Ø2.4 x 1500 (mm)	≥ Ø2.8 (mm)	30mm	Gastroscopy use
AF-D2419GL020	Ø2.4 x 1900 (mm)	≥ Ø2.8 (mm)	20mm	Gastroscopy use
AF-D2423GL035	Ø2.4 x 2300 (mm)	≥ Ø2.8 (mm)	35mm	Colonoscopy use

Stainless steel needle point, Teflon needle inner tube and outer tube.

Item No.	Max. Insertion Portion Diameter & Working Length	Working Channel Diameter	Opening width	Use
AF-D1807GL115	Ø1.8 x 700 (mm)	≥ Ø2.0 (mm)	15mm	Choledochoscopy use
AF-D1810GL120	Ø1.8 x 1000 (mm)	≥ Ø2.0 (mm)	20mm	Bronchoscopy use
AF-D1819GL120	Ø1.8 x 1900 (mm)	≥ Ø2.0 (mm)	20mm	Gastroscopy use
AF-D2415GL130	Ø2.4 x 1500 (mm)	≥ Ø2.8 (mm)	30mm	Gastroscopy use
AF-D2419GL120	Ø2.4 x 1900 (mm)	≥ Ø2.8 (mm)	20mm	Gastroscopy use
AF-D2423GL130	Ø2.4 x 2300 (mm)	≥ Ø2.8 (mm)	30mm	Colonoscopy use

Stainless steel needle point, Teflon needle inner tube and outer tube.

Disposable Foreign Body Removal

Grasp foreign body through endoscope.



Disposable Pelican Type Grasping Forceps



Disposable Alligator Type Grasping Forceps



Item No.	Max. Insertion Portion Diameter & Working Length	Working Channel Diameter	Use
AF-D1807GK	Ø1.8 x 700mm	≥ Ø2.0 (mm)	Choledochoscopy use
AF-D1810GK	Ø1.8 x 1000mm	≥ Ø2.0 (mm)	Bronchoscopy use
AF-D1815GK	Ø1.8 x 1500mm	≥ Ø2.0 (mm)	Gastroscopy use
AF-D1825GK	Ø1.8 x 2500mm	≥ Ø2.0 (mm)	Colonoscopy use
AF-D2415GK	Ø2.4 x 1500mm	≥ Ø2.8 (mm)	Gastroscopy use
AF-D2417GK	Ø2.4 x 1700mm	≥ Ø2.8 (mm)	Gastroscopy use
AF-D2421GK	Ø2.4 x 2100mm	≥ Ø2.8 (mm)	Colonoscopy use
AF-D2423GK	Ø2.4 x 2300mm	≥ Ø2.8 (mm)	Colonoscopy use

For big object. Opening width: 15mm

Item No.	Max. Insertion Portion Diameter & Working Length	Working Channel Diameter	Use
AF-D1807GH	Ø1.8 x 700mm	≥ Ø2.0 (mm)	Choledochoscopy use
AF-D1810GH	Ø1.8 x 1000mm	≥ Ø2.0 (mm)	Bronchoscopy use
AF-D1815GH	Ø1.8 x 1500mm	≥ Ø2.0 (mm)	Gastroscopy use
AF-D1825GH	Ø1.8 x 2500mm	≥ Ø2.0 (mm)	Colonoscopy use
AF-D2415GH	Ø2.4 x 1500mm	≥ Ø2.8 (mm)	Gastroscopy use
AF-D2417GH	Ø2.4 x 1700mm	≥ Ø2.8 (mm)	Gastroscopy use
AF-D2421GH	Ø2.4 x 2100mm	≥ Ø2.8 (mm)	Colonoscopy use
AF-D2423GH	Ø2.4 x 2300mm	≥ Ø2.8 (mm)	Colonoscopy use

Alligator jaws sharp edged objects.

Disposable Foreign Body Removal

Grasp foreign body through endoscope.




Disposable Rat Tooth Type Grasping Forceps




Disposable Rat Tooth With Alligator Jaws Type Grasping Forceps



3-Prong Type Grasping Forceps



5-Prong Type Grasping Forceps



Item No.	Max. Insertion Portion Diameter&Working Length.	Working Channel Diameter	Use
AF-D1807GI	Ø1.8 x 700mm	≥Ø2.0 (mm)	Cholelithoscope use
AF-D1810GI	Ø1.8 x 1000mm	≥Ø2.0 (mm)	Bronchoscopy use
AF-D1815GI	Ø1.8 x 1500mm	≥Ø2.0 (mm)	Gastroscopy use
AF-D1825GI	Ø1.8 x 2500mm	≥Ø2.0 (mm)	Colonoscopy use
AF-D2415GI	Ø2.4 x 1500mm	≥Ø2.8 (mm)	Gastroscopy use
AF-D2417GI	Ø2.4 x 1700mm	≥Ø2.8 (mm)	Gastroscopy use
AF-D2421GI	Ø2.4 x 2100mm	≥Ø2.8 (mm)	Colonoscopy use
AF-D2423GI	Ø2.4 x 2300mm	≥Ø2.8 (mm)	Colonoscopy use

Rat tooth for flat and hard objects(e.g.Coins).

Item No.	Max. Insertion Portion Diameter&Working Length.	Working Channel Diameter	Use
AF-D1807GJ	Ø1.8 x 700mm	≥Ø2.0 (mm)	Cholelithoscope use
AF-D1810GJ	Ø1.8 x 1000mm	≥Ø2.0 (mm)	Bronchoscopy use
AF-D1815GJ	Ø1.8 x 1500mm	≥Ø2.0 (mm)	Gastroscopy use
AF-D1825GJ	Ø1.8 x 2500mm	≥Ø2.0 (mm)	Colonoscopy use
AF-D2415GJ	Ø2.4 x 1500mm	≥Ø2.8 (mm)	Gastroscopy use
AF-D2417GJ	Ø2.4 x 1700mm	≥Ø2.8 (mm)	Gastroscopy use
AF-D2421GJ	Ø2.4 x 2100mm	≥Ø2.8 (mm)	Colonoscopy use
AF-D2423GJ	Ø2.4 x 2300mm	≥Ø2.8 (mm)	Colonoscopy use

For flat and hard objects,sharp tooth,long jaws,for difficult retrieval.

Item No.	Max. Insertion Portion Diameter&Working Length.	Working Channel Diameter	Use
AF-D1807GM103	Ø1.8 x 700mm	≥Ø2.0 (mm)	Cholelithoscope use
AF-D1810GM103	Ø1.8 x 1000mm	≥Ø2.0 (mm)	Bronchoscopy use
AF-D1815GM103	Ø1.8 x 1500mm	≥Ø2.0 (mm)	Gastroscopy use
AF-D1825GM103	Ø1.8 x 2500mm	≥Ø2.0 (mm)	Colonoscopy use
AF-D2415GM103	Ø2.4 x 1500mm	≥Ø2.8 (mm)	Gastroscopy use
AF-D2417GM103	Ø2.4 x 1700mm	≥Ø2.8 (mm)	Gastroscopy use
AF-D2421GM103	Ø2.4 x 2100mm	≥Ø2.8 (mm)	Colonoscopy use
AF-D2423GM103	Ø2.4 x 2300mm	≥Ø2.8 (mm)	Colonoscopy use

3-Prong grasping forceps for removing polyp residuals and foreign bodies,3-Prong can be retrieved into the channel to grasp the polyp firmly,and not broke it.

Item No.	Max. Insertion Portion Diameter&Working Length.	Working Channel Diameter	Use
AF-D1807GM105	Ø1.8 x 700mm	≥Ø2.0 (mm)	Cholelithoscope use
AF-D1810GM105	Ø1.8 x 1000mm	≥Ø2.0 (mm)	Bronchoscopy use
AF-D1815GM105	Ø1.8 x 1500mm	≥Ø2.0 (mm)	Gastroscopy use
AF-D1825GM105	Ø1.8 x 2500mm	≥Ø2.0 (mm)	Colonoscopy use
AF-D2415GM105	Ø2.4 x 1500mm	≥Ø2.8 (mm)	Gastroscopy use
AF-D2417GM105	Ø2.4 x 1700mm	≥Ø2.8 (mm)	Gastroscopy use
AF-D2421GM105	Ø2.4 x 2100mm	≥Ø2.8 (mm)	Colonoscopy use
AF-D2423GM105	Ø2.4 x 2300mm	≥Ø2.8 (mm)	Colonoscopy use

5-Prong grasping forceps for removing polyp residuals and foreign bodies,3-Prong can be retrieved into the channel to grasp the polyp firmly,and not broke it.

Disposable Cleaning Brushes



Disposable Double Ended Cleaning Brush



Item No.	Max. Insertion Portion Diameter&Working Length.	Working Channel Diameter	Use
AF-D1818WA	Ø6.0 x 1800 (mm)	≥Ø2.0 (mm)	Gastroscopy use
AF-D2422WA	Ø6.0 x 2200 (mm)	≥Ø2.8 (mm)	Colonoscopy use
AF-D1810WA	Ø3.0 x 1000 (mm)	≥Ø2.0 (mm)	Bronchoscopy use
AF-D0910WA	Ø2.0 x 1000 (mm)	≥Ø1.0 (mm)	Cholelithoscope use

Channel Ended Cleaning Brush.



Port hole cleaning brush



Item No.	Sterile
AF-D1001WC	Non-Sterile



Item No.	Sterile
AF-D1001WR	Non-Sterile



Disposable Bite Blocks



Item No.	Sterile
AF-GBW	Non-Sterile

Disposable Bite Blocks



Item No.	Sterile
AF-GBO	Non-Sterile

Disposable Colo-Pant



Item No.	Sterile
AF-CPS-L	Non-Sterile
AF-CPA-XL	Non-Sterile

Disposable Valve Cup



Item No.	Sterile
AF-BVC-O	Non-Sterile

Biopsy Forceps (Autoclavable)

Collect tissue in gut through endoscope.



Standard Biopsy Forceps



Item No.	Max. Insertion Portion Diameter&Working Length.	Working Channel Diameter	Use
AF-1807BS	Ø1.8 x 700(mm)	≥Ø2.0 (mm)	Choleodochoscope use
AF-1810BS	Ø1.8 x 1000mm	≥Ø2.0 (mm)	Bronchoscopy use
AF-1815BS	Ø1.8 x 1500mm	≥Ø2.0 (mm)	Gastroscopy use
AF-1825BS	Ø1.8 x 2500mm	≥Ø2.0 (mm)	Colonoscopy use
AF-2415BS	Ø2.4 x 1500mm	≥Ø2.8 (mm)	Gastroscopy use
AF-2417BS	Ø2.4 x 1700mm	≥Ø2.8 (mm)	Gastroscopy use
AF-2421BS	Ø2.4 x 2100mm	≥Ø2.8 (mm)	Colonoscopy use
AF-2423BS	Ø2.4 x 2300mm	≥Ø2.8 (mm)	Colonoscopy use

Standard,round fenestrated cups for minimal tissue damage.

Oval Fenestrated Cups



Item No.	Max. Insertion Portion Diameter&Working Length.	Working Channel Diameter	Use
AF-1807BT	Ø1.8 x 700(mm)	≥Ø2.0 (mm)	Choleodochoscope use
AF-1810BT	Ø1.8 x 1000(mm)	≥Ø2.0 (mm)	Bronchoscopy use
AF-1815BT	Ø1.8 x 1500(mm)	≥Ø2.0 (mm)	Gastroscopy use
AF-1825BT	Ø1.8 x 2500(mm)	≥Ø2.0 (mm)	Colonoscopy use
AF-2415BT	Ø2.4 x 1500(mm)	≥Ø2.8 (mm)	Gastroscopy use
AF-2417BT	Ø2.4 x 1700(mm)	≥Ø2.8 (mm)	Gastroscopy use
AF-2421BT	Ø2.4 x 2100(mm)	≥Ø2.8 (mm)	Colonoscopy use
AF-2423BT	Ø2.4 x 2300(mm)	≥Ø2.8 (mm)	Colonoscopy use

Oval,fenestrated cups for deeper biopsy.

Oval Fenestrated Cups With Needle



Item No.	Max. Insertion Portion Diameter&Working Length.	Working Channel Diameter	Use
AF-1807BW	Ø1.8 x 700mm	≥Ø2.0 (mm)	Choleodochoscope use
AF-1810BW	Ø1.8 x 1000mm	≥Ø2.0 (mm)	Bronchoscopy use
AF-1815BW	Ø1.8 x 1500mm	≥Ø2.0 (mm)	Gastroscopy use
AF-1825BW	Ø1.8 x 2500mm	≥Ø2.0 (mm)	Colonoscopy use
AF-2415BW	Ø2.4 x 1500mm	≥Ø2.8 (mm)	Gastroscopy use
AF-2417BW	Ø2.4 x 1700mm	≥Ø2.8 (mm)	Gastroscopy use
AF-2421BW	Ø2.4 x 2100mm	≥Ø2.8 (mm)	Colonoscopy use
AF-2423BW	Ø2.4 x 2300mm	≥Ø2.8 (mm)	Colonoscopy use

Oval,fenestrated cups with needle for accurate targeting,no sliding.Designed to minimize tissue damage.

Alligator Jaws Type Biopsy Forceps



Item No.	Max. Insertion Portion Diameter&Working Length.	Working Channel Diameter	Use
AF-1807BU	Ø1.8 x 700mm	≥Ø2.0 (mm)	Choleodochoscope use
AF-1810BU	Ø1.8 x 1000mm	≥Ø2.0 (mm)	Bronchoscopy use
AF-1815BU	Ø1.8 x 1500mm	≥Ø2.0 (mm)	Gastroscopy use
AF-1825BU	Ø1.8 x 2500mm	≥Ø2.0 (mm)	Colonoscopy use
AF-2415BU	Ø2.4 x 1500mm	≥Ø2.8 (mm)	Gastroscopy use
AF-2417BU	Ø2.4 x 1700mm	≥Ø2.8 (mm)	Gastroscopy use
AF-2421BU	Ø2.4 x 2100mm	≥Ø2.8 (mm)	Colonoscopy use
AF-2423BU	Ø2.4 x 2300mm	≥Ø2.8 (mm)	Colonoscopy use

Standard,alligator jaws cups for tissue collection on firmour.

Biopsy Forceps (Autoclavable)

Collect tissue in gut through endoscope.



Alligator,Single Moving Cup Biopsy Forceps



Item No.	Max. Insertion Portion Diameter&Working Length.	Working Channel Diameter	Use
AF-1807BV	Ø1.8 x 700 (mm)	≥Ø2.0 (mm)	Choleodochoscope use
AF-1810BV	Ø1.8 x 1000 (mm)	≥Ø2.0 (mm)	Bronchoscopy use
AF-1815BV	Ø1.8 x 1500 (mm)	≥Ø2.0 (mm)	Gastroscopy use
AF-1825BV	Ø1.8 x 2500 (mm)	≥Ø2.8 (mm)	Colonoscopy use
AF-2415BV	Ø2.4 x 1500 (mm)	≥Ø2.8 (mm)	Gastroscopy use
AF-2417BV	Ø2.4 x 1700 (mm)	≥Ø2.8 (mm)	Gastroscopy use
AF-2421BV	Ø2.4 x 2100 (mm)	≥Ø2.8 (mm)	Colonoscopy use
AF-2423BV	Ø2.4 x 2300 (mm)	≥Ø2.8 (mm)	Colonoscopy use

Single moving cup wall biopsies and biopsies of depressed lesions.

Alligator,Jaws With Needle Type Biopsy Forceps



Item No.	Max. Insertion Portion Diameter&Working Length.	Working Channel Diameter	Use
AF-1807BWU	Ø1.8 x 700 (mm)	≥Ø2.0 (mm)	Choleodochoscope use
AF-1810BWU	Ø1.8 x 1000 (mm)	≥Ø2.0 (mm)	Bronchoscopy use
AF-1815BWU	Ø1.8 x 1500 (mm)	≥Ø2.0 (mm)	Gastroscopy use
AF-1825BWU	Ø1.8 x 2500 (mm)	≥Ø2.0 (mm)	Colonoscopy use
AF-2415BWU	Ø2.4 x 1500 (mm)	≥Ø2.8 (mm)	Gastroscopy use
AF-2417BWU	Ø2.4 x 1700 (mm)	≥Ø2.8 (mm)	Gastroscopy use
AF-2421BWU	Ø2.4 x 2100 (mm)	≥Ø2.8 (mm)	Colonoscopy use
AF-2423BWU	Ø2.4 x 2300 (mm)	≥Ø2.8 (mm)	Colonoscopy use

Alligator cups with needle for accurate targeting,no sliding.Designed to minimize tissue damage.

Spray Catheters (Autoclavable)



Standard Type Catheters



Item No.	Max. Insertion Portion Diameter&Working Length.	Working Channel Diameter	Use
AF-1807PA	Ø1.8 x 700 (mm)	≥Ø2.0 (mm)	Choleodochoscope use
AF-1810PA	Ø1.8 x 1000 (mm)	≥Ø2.0 (mm)	Bronchoscopy use
AF-1816PA	Ø1.8 x 1600 (mm)	≥Ø2.0 (mm)	Gastroscopy use
AF-1825PA	Ø1.8 x 2500 (mm)	≥Ø2.0 (mm)	Colonoscopy use
AF-2416PA	Ø2.4x 1600 (mm)	≥Ø2.8 (mm)	Gastroscopy use
AF-2422PA	Ø2.4 x 2200 (mm)	≥Ø2.8 (mm)	Colonoscopy use

Frog Spray Catheters



Item No.	Max. Insertion Portion Diameter&Working Length.	Working Channel Diameter	Use
AF-1807PB	Ø1.8 x 700 (mm)	≥Ø2.0 (mm)	Choleodochoscope use
AF-1810PB	Ø1.8 x 1000 (mm)	≥Ø2.0 (mm)	Bronchoscopy use
AF-1816PB	Ø1.8 x 1600 (mm)	≥Ø2.0 (mm)	Gastroscopy use
AF-1825PB	Ø1.8 x 2500 (mm)	≥Ø2.0 (mm)	Colonoscopy use
AF-2416PB	Ø2.4x 1600 (mm)	≥Ø2.8 (mm)	Gastroscopy use
AF-2422PB	Ø2.4 x 2200 (mm)	≥Ø2.8 (mm)	Colonoscopy use

Spray Catheters (Autoclavable)



Back Spray Catheters



Item No.	Max.Insertion Portion Diameter&Working Length.	Working Channel Diameter	Use
AF-1807PC	Ø1.8 x 700 (mm)	≥ Ø2.0 (mm)	Choledochoscope use
AF-1810PC	Ø1.8 x 1000 (mm)	≥ Ø2.0 (mm)	Bronchoscopy use
AF-1816PC	Ø1.8 x 1600 (mm)	≥ Ø2.0 (mm)	Gastroscopy use
AF-1825PC	Ø1.8 x 2500 (mm)	≥ Ø2.0 (mm)	Colonoscopy use
AF-2416PC	Ø2.4 x 1600 (mm)	≥ Ø2.8 (mm)	Gastroscopy use
AF-2422PC	Ø2.4 x 2200 (mm)	≥ Ø2.8 (mm)	Colonoscopy use

Injection Needle (Autoclavable)

Injection Needle (Teflon sheath)



Item No.	Max.Insertion Portion Diameter&Working Length.	Working Channel Diameter	Use
AF-1807PN	Ø1.8 x 700 (mm)	≥ Ø2.0 (mm)	Choledochoscope use
AF-1810PN	Ø1.8 x 1000 (mm)	≥ Ø2.0 (mm)	Bronchoscopy use
AF-1816PN	Ø1.8 x 1600 (mm)	≥ Ø2.0 (mm)	Gastroscopy use
AF-1825PN	Ø1.8 x 2500 (mm)	≥ Ø2.0 (mm)	Colonoscopy use
AF-2416PN	Ø2.4 x 1600 (mm)	≥ Ø2.8 (mm)	Gastroscopy use
AF-2422PN	Ø2.4 x 2200 (mm)	≥ Ø2.8 (mm)	Colonoscopy use

Stainless steel needle Teflon inner,Stainless steel or Teflon sheath.

Injection Needle (Metal sheath)



Item No.	Max.Insertion Portion Diameter&Working Length.	Working Channel Diameter	Use
AF-1807PN	Ø1.8 x 700 (mm)	≥ Ø2.0 (mm)	Choledochoscope use
AF-1810PN	Ø1.8 x 1000 (mm)	≥ Ø2.0 (mm)	Bronchoscopy use
AF-1816PN	Ø1.8 x 1600 (mm)	≥ Ø2.0 (mm)	Gastroscopy use
AF-1825PN	Ø1.8 x 2500 (mm)	≥ Ø2.0 (mm)	Colonoscopy use
AF-2416PN	Ø2.4 x 1600 (mm)	≥ Ø2.8 (mm)	Gastroscopy use
AF-2422PN	Ø2.4 x 2200 (mm)	≥ Ø2.8 (mm)	Colonoscopy use

Stainless steel needle Teflon inner,Stainless steel or Teflon sheath.

Foreign Body Removal (Autoclavable)

Grasp foreign body through endoscope.



Pelican Type Grasping Forceps



Item No.	Max.Insertion Portion Diameter&Working Length.	Working Channel Diameter	Use
AF-1807GK	Ø1.8 x 700mm	≥ Ø2.0 (mm)	Choledochoscope use
AF-1810GK	Ø1.8 x 1000mm	≥ Ø2.0 (mm)	Bronchoscopy use
AF-1815GK	Ø1.8 x 1500mm	≥ Ø2.0 (mm)	Gastroscopy use
AF-1825GK	Ø1.8 x 2500mm	≥ Ø2.0 (mm)	Colonoscopy use
AF-2415GK	Ø2.4 x 1500mm	≥ Ø2.8 (mm)	Gastroscopy use
AF-2417GK	Ø2.4 x 1700mm	≥ Ø2.8 (mm)	Gastroscopy use
AF-2421GK	Ø2.4 x 2100mm	≥ Ø2.8 (mm)	Colonoscopy use
AF-2423GK	Ø2.4 x 2300mm	≥ Ø2.8 (mm)	Colonoscopy use

For big object.Opening width:15mm

Alligator Type Grasping Forceps



Item No.	Max.Insertion Portion Diameter&Working Length.	Working Channel Diameter	Use
AF-1807GH	Ø1.8 x 700mm	≥ Ø2.0 (mm)	Choledochoscope use
AF-1810GH	Ø1.8 x 1000mm	≥ Ø2.0 (mm)	Bronchoscopy use
AF-1815GH	Ø1.8 x 1500mm	≥ Ø2.0 (mm)	Gastroscopy use
AF-1825GH	Ø1.8 x 2500mm	≥ Ø2.0 (mm)	Colonoscopy use
AF-2415GH	Ø2.4 x 1500mm	≥ Ø2.8 (mm)	Gastroscopy use
AF-2417GH	Ø2.4 x 1700mm	≥ Ø2.8 (mm)	Gastroscopy use
AF-2421GH	Ø2.4 x 2100mm	≥ Ø2.8 (mm)	Colonoscopy use
AF-2423GH	Ø2.4 x 2300mm	≥ Ø2.8 (mm)	Colonoscopy use

Alligator jaws sharp edged objects.

Rubber Type Type Grasping Forceps



Item No.	Max.Insertion Portion Diameter&Working Length.	Working Channel Diameter	Use
AF-1807GM102	Ø1.8 x 700mm	≥ Ø2.0 (mm)	Choledochoscope use
AF-1810GM102	Ø1.8 x 1000mm	≥ Ø2.0 (mm)	Bronchoscopy use
AF-1815GM102	Ø1.8 x 1500mm	≥ Ø2.0 (mm)	Gastroscopy use
AF-1825GM102	Ø1.8 x 2500mm	≥ Ø2.0 (mm)	Colonoscopy use
AF-2415GM102	Ø2.4 x 1500mm	≥ Ø2.8 (mm)	Gastroscopy use
AF-2417GM102	Ø2.4 x 1700mm	≥ Ø2.8 (mm)	Gastroscopy use
AF-2421GM102	Ø2.4 x 2100mm	≥ Ø2.8 (mm)	Colonoscopy use
AF-2423GM102	Ø2.4 x 2300mm	≥ Ø2.8 (mm)	Colonoscopy use

Rubber tips for grasping slippery,flat or slighthness objects.(E.g.needle slighthness wires)

Foreign Body Removal (Autoclavable)

Grasp foreign body through endoscope.



Item No.	Max.Insertion Portion Diameter&Working Length.	Working Channel Diameter	Use
AF-1807GI	Ø1.8 x 700mm	≥Ø2.0 (mm)	Cholelithocystoscopy use
AF-1810GI	Ø1.8 x 1000mm	≥Ø2.0 (mm)	Bronchoscopy use
AF-1815GI	Ø1.8 x 1500mm	≥Ø2.0 (mm)	Gastroscopy use
AF-1825GI	Ø1.8 x 2500mm	≥Ø2.0 (mm)	Colonoscopy use
AF-2415GI	Ø2.4 x 1500mm	≥Ø2.8 (mm)	Gastroscopy use
AF-2417GI	Ø2.4 x 1700mm	≥Ø2.8 (mm)	Gastroscopy use
AF-2421GI	Ø2.4 x 2100mm	≥Ø2.8 (mm)	Colonoscopy use
AF-2423GI	Ø2.4 x 2300mm	≥Ø2.8 (mm)	Colonoscopy use

Rat Tooth Type Grasping Forceps



Rat Tooth With Alligator Jaws Type Grasping Forceps



Rat tooth for flat and hard objects (e.g. Coins).

Item No.	Max.Insertion Portion Diameter&Working Length.	Working Channel Diameter	Use
AF-1807GJ	Ø1.8 x 700mm	≥Ø2.0 (mm)	Cholelithocystoscopy use
AF-1810GJ	Ø1.8 x 1000mm	≥Ø2.0 (mm)	Bronchoscopy use
AF-1815GJ	Ø1.8 x 1500mm	≥Ø2.0 (mm)	Gastroscopy use
AF-1825GJ	Ø1.8 x 2500mm	≥Ø2.0 (mm)	Colonoscopy use
AF-2415GJ	Ø2.4 x 1500mm	≥Ø2.8 (mm)	Gastroscopy use
AF-2417GJ	Ø2.4 x 1700mm	≥Ø2.8 (mm)	Gastroscopy use
AF-2421GJ	Ø2.4 x 2100mm	≥Ø2.8 (mm)	Colonoscopy use
AF-2423GJ	Ø2.4 x 2300mm	≥Ø2.8 (mm)	Colonoscopy use

For flat and hard objects, sharp tooth, long jaws, for difficult retrieval.

Scissors Type Grasping Forceps (Autoclavable)



Scissors Type Grasping Forceps



Item No.	Max.Insertion Portion Diameter&Working Length.	Working Channel Diameter	Use
AF-1810GO101	Ø1.8 x 1000mm	≥Ø2.0 (mm)	Bronchoscopy use
AF-1815GO101	Ø1.8 x 1500mm	≥Ø2.0 (mm)	Gastroscopy use
AF-2415GO101	Ø2.4 x 1500mm	≥Ø2.8 (mm)	Gastroscopy use
AF-2417GO101	Ø2.4 x 1700mm	≥Ø2.8 (mm)	Gastroscopy use
AF-2421GO101	Ø2.4 x 2100mm	≥Ø2.8 (mm)	Colonoscopy use
AF-2423GO101	Ø2.4 x 2300mm	≥Ø2.8 (mm)	Colonoscopy use

It's used to observe the biopsy under the endoscope.

Item No.	Max.Insertion Portion Diameter&Working Length.	Working Channel Diameter	Use
AF-1810GO102	Ø1.8 x 1000mm	≥Ø2.0 (mm)	Bronchoscopy use
AF-1815GO102	Ø1.8 x 1500mm	≥Ø2.0 (mm)	Gastroscopy use
AF-2415GO102	Ø2.4 x 1500mm	≥Ø2.8 (mm)	Gastroscopy use
AF-2417GO102	Ø2.4 x 1700mm	≥Ø2.8 (mm)	Gastroscopy use
AF-2421GO102	Ø2.4 x 2100mm	≥Ø2.8 (mm)	Colonoscopy use
AF-2423GO102	Ø2.4 x 2300mm	≥Ø2.8 (mm)	Colonoscopy use

It's used to shear the remnant part of the ligation tach after ligation treatment.

Retrieval Baskets (Autoclavable)

Grasp foreign body and stone through endoscope.



Useful for retrieving round and slippery objects.

Fold Angular Basket (Stainless steel)



Fold Angular Basket (Nitinol)



Item No.	Max.Insertion Portion Diameter&Working Length.	Working Channel Diameter	Opening width	Use
AF-1807GL015	Ø1.8 x 700 (mm)	≥Ø2.0 (mm)	15mm	Cholelithocystoscopy use
AF-1810GL020	Ø1.8 x 1000 (mm)	≥Ø2.0 (mm)	20mm	Bronchoscopy use
AF-1819GL020	Ø1.8 x 1900 (mm)	≥Ø2.0 (mm)	20mm	Gastroscopy use
AF-2415GL030	Ø2.4 x 1500 (mm)	≥Ø2.8 (mm)	30mm	Gastroscopy use
AF-2417GL020	Ø2.4 x 1700 (mm)	≥Ø2.8 (mm)	20mm	Gastroscopy use
AF-2421GL035	Ø2.4 x 2100 (mm)	≥Ø2.8 (mm)	35mm	Colonoscopy use

Useful for retrieving round and slippery objects.

Item No.	Max.Insertion Portion Diameter&Working Length.	Working Channel Diameter	Opening width	Use
AF-1807GL115	Ø1.8 x 700 (mm)	≥Ø2.0 (mm)	15mm	Cholelithocystoscopy use
AF-1810GL120	Ø1.8 x 1000 (mm)	≥Ø2.0 (mm)	20mm	Bronchoscopy use
AF-1819GL120	Ø1.8 x 1900 (mm)	≥Ø2.0 (mm)	20mm	Gastroscopy use
AF-2415GL130	Ø2.4 x 1500 (mm)	≥Ø2.8 (mm)	30mm	Gastroscopy use
AF-2417GL120	Ø2.4 x 1700 (mm)	≥Ø2.8 (mm)	20mm	Gastroscopy use
AF-2421GL130	Ø2.4 x 2100 (mm)	≥Ø2.8 (mm)	30mm	Colonoscopy use

Useful for retrieving round and slippery objects.

Spirality Basket (Nitinol)



Item No.	Max.Insertion Portion Diameter&Working Length.	Working Channel Diameter	Opening width	Use
AF-1807GR215	Ø1.8 x 700 (mm)	≥Ø2.0 (mm)	15mm	Cholelithocystoscopy use
AF-1810GR220	Ø1.8 x 1000 (mm)	≥Ø2.0 (mm)	20mm	Bronchoscopy use
AF-1819GR220	Ø1.8 x 1900 (mm)	≥Ø2.0 (mm)	20mm	Gastroscopy use
AF-2415GR230	Ø2.4 x 1500 (mm)	≥Ø2.8 (mm)	30mm	Gastroscopy use
AF-2417GR220	Ø2.4 x 1700 (mm)	≥Ø2.8 (mm)	20mm	Gastroscopy use
AF-2421GR230	Ø2.4 x 2100 (mm)	≥Ø2.8 (mm)	30mm	Colonoscopy use

Idea for retrieval of foreign bodies.

Ball Basket (Stainless)



Item No.	Max.Insertion Portion Diameter&Working Length.	Working Channel Diameter	Opening width	Use
AF-1807GR315	Ø1.8 x 700 (mm)	≥Ø2.0 (mm)	15mm	Cholelithocystoscopy use
AF-1810GR320	Ø1.8 x 1000 (mm)	≥Ø2.0 (mm)	20mm	Bronchoscopy use
AF-1819GR320	Ø1.8 x 1900 (mm)	≥Ø2.0 (mm)	20mm	Gastroscopy use
AF-2415GR330	Ø2.4 x 1500 (mm)	≥Ø2.8 (mm)	30mm	Gastroscopy use
AF-2417GR320	Ø2.4 x 1700 (mm)	≥Ø2.8 (mm)	20mm	Gastroscopy use
AF-2421GR330	Ø2.4 x 2100 (mm)	≥Ø2.8 (mm)	30mm	Colonoscopy use


Ball shape design for the capture of small and large stones.

Foreign Body Removal (Autoclavable)

Grasp foreign body through endoscope.



3-Prong Type Grasping Forceps



Item No.	Max.Insertion Portion Diameter&Working Length.	Working Channel Diameter	Use
AF-1807GM103	Ø1.8 x 700mm	≥Ø2.0 (mm)	Choledochoscopy use
AF-1810GM103	Ø1.8 x 1000mm	≥Ø2.0 (mm)	Bronchoscopy use
AF-1815GM103	Ø1.8 x 1500mm	≥Ø2.0 (mm)	Gastroscopy use
AF-1825GM103	Ø1.8 x 2500mm	≥Ø2.0 (mm)	Colonoscopy use
AF-2415GM103	Ø2.4 x 1500mm	≥Ø2.8 (mm)	Gastroscopy use
AF-2417GM103	Ø2.4 x 1700mm	≥Ø2.8 (mm)	Gastroscopy use
AF-2421GM103	Ø2.4 x 2100mm	≥Ø2.8 (mm)	Colonoscopy use
AF-2423GM103	Ø2.4 x 2300mm	≥Ø2.8 (mm)	Colonoscopy use

5-Prong Type Grasping Forceps



3-Prong grasping forceps for removing polyp residuals and foreign bodies.3-Prong can be retrieved into the channel to grasp the polyp firmly,and not broke it.

Item No.	Max.Insertion Portion Diameter&Working Length.	Working Channel Diameter	Use
AF-1807GM105	Ø1.8 x 700mm	≥Ø2.0 (mm)	Choledochoscopy use
AF-1810GM105	Ø1.8 x 1000mm	≥Ø2.0 (mm)	Bronchoscopy use
AF-1815GM105	Ø1.8 x 1500mm	≥Ø2.0 (mm)	Gastroscopy use
AF-1825GM105	Ø1.8 x 2500mm	≥Ø2.0 (mm)	Colonoscopy use
AF-2415GM105	Ø2.4 x 1500mm	≥Ø2.8 (mm)	Gastroscopy use
AF-2417GM105	Ø2.4 x 1700mm	≥Ø2.8 (mm)	Gastroscopy use
AF-2421GM105	Ø2.4 x 2100mm	≥Ø2.8 (mm)	Colonoscopy use
AF-2423GM105	Ø2.4 x 2300mm	≥Ø2.8 (mm)	Colonoscopy use

5-Prong grasping forceps for removing polyp residuals and foreign bodies.3-Prong can be retrieved into the channel to grasp the polyp firmly,and not broke it.

Electrosurgical Electrodes (Autoclavable)

Connect high-frequency generator electrical and coagulation polyp tissue through endoscope.



Coagulation Electrode



Item No.	Max.Insertion Portion Diameter&Working Length.	Working Channel Diameter	Use
AF-1810DQ	Ø1.8 x 1000 (mm)	≥Ø2.0 (mm)	Bronchoscopy use
AF-1815DQ	Ø1.8 x 1500 (mm)	≥Ø2.0 (mm)	Gastroscopy use
AF-2415DQ	Ø2.4 x 1500 (mm)	≥Ø2.8 (mm)	Gastroscopy use
AF-2417DQ	Ø2.4 x 1700 (mm)	≥Ø2.8 (mm)	Gastroscopy use
AF-2421DQ	Ø2.4 x 2100 (mm)	≥Ø2.8 (mm)	Colonoscopy use
AF-2423DQ	Ø2.4 x 2300 (mm)	≥Ø2.8 (mm)	Colonoscopy use

For coagulation of blood vessels.Exchangeable coagulation tips.

Hot Biopsy Forceps



Item No.	Max.Insertion Portion Diameter&Working Length.	Working Channel Diameter	Use
AF-1810DG	Ø1.8 x 1000 (mm)	≥Ø2.0 (mm)	Bronchoscopy use
AF-1815DG	Ø1.8 x 1500 (mm)	≥Ø2.0 (mm)	Gastroscopy use
AF-2415DG	Ø2.4 x 1500 (mm)	≥Ø2.8 (mm)	Gastroscopy use
AF-2417DG	Ø2.4 x 1700 (mm)	≥Ø2.8 (mm)	Gastroscopy use
AF-2421DG	Ø2.4 x 2100 (mm)	≥Ø2.8 (mm)	Colonoscopy use
AF-2423DG	Ø2.4 x 2300 (mm)	≥Ø2.8 (mm)	Colonoscopy use

For cutting small polyps and coagulation of small vessels.Exchangeable coagulation tips.

Electrosurgical Electrodes(Autoclavable)

Connect high-frequency generator electrical cutting and coagulation polyp tissue through endoscope.



Needle Electrode



Item No.	Max.Insertion Portion Diameter&Working Length.	Working Channel Diameter	Use
AF-1810DZ	Ø1.8 x 1000mm	≥Ø2.0 (mm)	Bronchoscopy use
AF-1815DZ	Ø1.8 x 1500mm	≥Ø2.0 (mm)	Gastroscopy use
AF-2415DZ	Ø2.4 x 1500mm	≥Ø2.8 (mm)	Gastroscopy use
AF-2417DZ	Ø2.4 x 1700mm	≥Ø2.8 (mm)	Gastroscopy use
AF-2421DZ	Ø2.4 x 2100mm	≥Ø2.8 (mm)	Colonoscopy use
AF-2423DZ	Ø2.4 x 2300mm	≥Ø2.8 (mm)	Colonoscopy use

Cut tissue with high-frequency current, Needle length:4-8mm

Electrosurgical Electrodes(Autoclavable)

Connect high-frequency generator electrical cutting and coagulation polyp tissue through endoscope.



Electrosurgical Oval Type Snare



Item No.	Max.Insertion Portion Diameter&Working Length.	Working Channel Diameter	Use
AF-1810DT	Ø1.8 x 1000mm	≥Ø2.0 (mm)	Bronchoscopy use
AF-1815DT	Ø1.8 x 1500mm	≥Ø2.0 (mm)	Gastroscopy use
AF-1825DT	Ø1.8 x 2500mm	≥Ø2.0 (mm)	Colonoscopy use
AF-2415DT	Ø2.4 x 1500mm	≥Ø2.8 (mm)	Gastroscopy use
AF-2417DT	Ø2.4 x 1700mm	≥Ø2.8 (mm)	Gastroscopy use
AF-2421DT	Ø2.4 x 2100mm	≥Ø2.8 (mm)	Colonoscopy use
AF-2423DT	Ø2.4 x 2300mm	≥Ø2.8 (mm)	Colonoscopy use

Cut polyp with high-frequency current.

Hexagonal Type Snare



Item No.	Max.Insertion Portion Diameter&Working Length.	Working Channel Diameter	Use
AF-1810DL	Ø1.8 x 1000 (mm)	≥Ø2.0 (mm)	Bronchoscopy use
AF-1815DL	Ø1.8 x 1500 (mm)	≥Ø2.0 (mm)	Gastroscopy use
AF-1825DL	Ø1.8x 2500 (mm)	≥Ø2.0 (mm)	Colonoscopy use
AF-2415DL	Ø2.4 x 1500 (mm)	≥Ø2.8 (mm)	Gastroscopy use
AF-2417DL	Ø2.4 x 1700 (mm)	≥Ø2.8 (mm)	Gastroscopy use
AF-2421DL	Ø2.4 x 2100 (mm)	≥Ø2.8 (mm)	Colonoscopy use
AF-2423DL	Ø2.4 x 2300 (mm)	≥Ø2.8 (mm)	Colonoscopy use

Cut polyp with high-frequency current.

Half-moon Type Snare



Item No.	Max.Insertion Portion Diameter&Working Length.	Working Channel Diameter	Use
AF-1810DB	Ø1.8 x 1000 (mm)	≥Ø2.0 (mm)	Bronchoscopy use
AF-1815DB	Ø1.8 x 1500 (mm)	≥Ø2.0 (mm)	Gastroscopy use
AF-1825DB	Ø1.8x 2500 (mm)	≥Ø2.0 (mm)	Colonoscopy use
AF-2415DB	Ø2.4 x 1500 (mm)	≥Ø2.8 (mm)	Gastroscopy use
AF-2417DB	Ø2.4 x 1700 (mm)	≥Ø2.8 (mm)	Gastroscopy use
AF-2421DB	Ø2.4 x 2100 (mm)	≥Ø2.8 (mm)	Colonoscopy use
AF-2423DB	Ø2.4 x 2300 (mm)	≥Ø2.8 (mm)	Colonoscopy use

Cut polyp with high-frequency current.

Reusable Cleaning Brush



Item No.	Max.Insertion Portion Diameter&Working Length.	Working Channel Diameter	Use
----------	--	--------------------------	-----



AF-1810WA301	Ø1.8 x 1000mm	≥Ø2.0 (mm)	Bronchoscopy use
AF-1816WA301	Ø1.8 x 1600mm	≥Ø2.0 (mm)	Gastroscopy use
AF-2416WA301	Ø2.4 x 1500mm	≥Ø2.8 (mm)	Gastroscopy use
AF-2422WA301	Ø2.4 x 2200mm	≥Ø2.8 (mm)	Colonoscopy use



AF-1004WC	Port Hole Cleaning Brushes		
-----------	----------------------------	--	--

Reusable Cytology Brushes



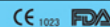
Item No.	Max.Insertion Portion Diameter&Working Length.	Working Channel Diameter	Use
----------	--	--------------------------	-----



AF-1810WB	Ø1.8 x 1000 (mm)	≥Ø2.0 (mm)	Bronchoscopy use
AF-1816WB	Ø1.8 x 1600 (mm)	≥Ø2.0 (mm)	Gastroscopy use
AF-2416WB	Ø2.4 x 1500 (mm)	≥Ø2.8 (mm)	Gastroscopy use
AF-2423WB	Ø2.4 x 2300 (mm)	≥Ø2.8 (mm)	Colonoscopy use



Polyptrap



Item No.	Sterile
----------	---------



AF-DPT	Non-Sterile
--------	-------------